

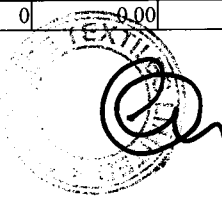
(I)(a) Statement showing Shareholding Pattern

Name of the Company : Morarjee Textiles Limited
 Scrip Code, Name of the scrip, class of security : MORARJEE
 As on Date : 30-Jun-2014

| Partly paid-up shares | No. of partly paid-up shares | As a % of total no. of partly paid-up Shares | As a % of total no. of shares of the company |
|---|-------------------------------|---|--|
| Held by promoter/promoter group | 0 | 0 | 0 |
| Held by public | 0 | 0 | 0 |
| Total | 0 | 0 | 0 |
| Outstanding convertible securities | No. of outstanding securities | As a % of total no. of outstanding convertible securities | As a % of total no. of shares of the company, assuming full conversion of the convertible securities |
| Held by promoter/promoter group | 0 | 0 | 0 |
| Held by public | 0 | 0 | 0 |
| Total | 0 | 0 | 0 |
| Warrants | No. of warrants | As a % of total no. of warrants | As a % of total no. of shares of the company, assuming full conversion of Warrants |
| Held by promoter/promoter group | 0 | 0 | 0 |
| Held by public | 0 | 0 | 0 |
| Total | 0 | 0 | 0 |
| Total paid-up capital of the company, assuming full conversion of warrants and convertible securities | 36332349 | | |

(I)(a) Statement showing Shareholding Pattern

| Sr. no. (I) | Category of shareholder (II) | Number of shareholders (III) | Total number of shares (IV) | Number of shares held in dematerialized form (V) | Total shareholding as a percentage of total number of shares | | Shares Pledged or otherwise encumbered | |
|--|--|---------------------------------|--------------------------------|---|--|-------------------------------------|--|--|
| | | | | | As a percentage of (A+B) ¹ (VI) | As a percentage of (A+B+C) (VII) | Number of shares (VIII) | As a percentage (IX) = (VIII) / (IV) * 100 |
| (A) Promoter and Promoter Group² | | | | | | | | |
| (1) Indian | | | | | | | | |
| (a) | Individuals/Hindu Undivided Family | 6 | 105529 | 105529 | 0.29 | 0.29 | 0 | 0.00 |
| (b) | Central Government/State Government(s) | 0 | 0 | 0 | 0.00 | 0.00 | 0 | 0 |
| (c) | Bodies Corporate | 0 | 0 | 0 | 0.00 | 0.00 | 0 | 0 |
| (d) | Financial Institutions/Banks | 0 | 0 | 0 | 0.00 | 0.00 | 0 | 0 |
| (e) | Any Other (Total) | 2 | 23102106 | 23102106 | 63.59 | 63.59 | 0 | 0.00 |
| (e1) | Ashok Piramal Group Textiles Trust through its trustee, Ms.Urvi A Piramal | 1 | 21590112 | 21590112 | 59.42 | 59.42 | 0 | 0.00 |
| (e2) | Morarjee Goculdas Spinning & Weaving Co.Ltd.Senior Employes Stock Option Scheme through its trustees Ms Urvi A Piramal, Mr Mahesh S Gupta & Mr Shobhan Thakore | 1 | 1511994 | 1511994 | 4.16 | 4.16 | 0 | 0.00 |
| Sub-Total (A)(1) | | 8 | 23207635 | 23207635 | 63.88 | 63.88 | 0 | 0.00 |
| (2) Foreign | | | | | | | | |
| (a) | Individuals (Non-Resident Individuals/Foreign Individuals) | 0 | 0 | 0 | 0.00 | 0.00 | 0 | 0.00 |
| (b) | Bodies Corporate | 0 | 0 | 0 | 0.00 | 0.00 | 0 | 0.00 |
| (c) | Institutions | 0 | 0 | 0 | 0.00 | 0.00 | 0 | 0.00 |
| (d) | Qualified Foreign Investor | 0 | 0 | 0 | 0.00 | 0.00 | 0 | 0.00 |



| | | | | | | | | |
|---|--|-------|----------|----------|--------|--------|------|------|
| (e) Any Other (Total) | | 0 | 0 | 0 | 0.00 | 0.00 | 0 | 0.00 |
| Sub-Total (A)(2) | | 0 | 0 | 0 | 0.00 | 0.00 | 0 | 0.00 |
| Total Shareholding of Promoter and Promoter Group (A)= (A)(1)+(A)(2) | | 8 | 23207635 | 23207635 | 63.88 | 63.88 | 0 | 0.00 |
| (B) Public shareholding³ | | | | | | | | |
| (1) Institutions | | | | | | | | |
| (a) Mutual Funds/UTI | | 9 | 2711 | 0 | 0.01 | 0.01 | N.A. | N.A. |
| (b) Financial Institutions/Banks | | 14 | 3061 | 1015 | 0.01 | 0.01 | N.A. | N.A. |
| (c) Central Government/State Government(s) | | 0 | 0 | 0 | 0.00 | 0.00 | N.A. | N.A. |
| (d) Venture Capital Funds | | 0 | 0 | 0 | 0.00 | 0.00 | N.A. | N.A. |
| (e) Insurance Companies | | 2 | 1913438 | 1913438 | 5.27 | 5.27 | N.A. | N.A. |
| (f) Foreign Institutional Investors | | 4 | 1135 | 0 | 0.00 | 0.00 | N.A. | N.A. |
| (g) Foreign Venture Capital Investors | | 0 | 0 | 0 | 0.00 | 0.00 | N.A. | N.A. |
| (h) Qualified Foreign Investor | | 0 | 0 | 0 | 0.00 | 0.00 | N.A. | N.A. |
| (i) Any Other (Total) | | 0 | 0 | 0 | 0.00 | 0.00 | N.A. | N.A. |
| Sub-Total (B)(1) | | 29 | 1920345 | 1914453 | 5.29 | 5.29 | N.A. | N.A. |
| (2) Non-institutions | | | | | | | | |
| (a) Bodies Corporate | | 324 | 2087939 | 2041106 | 5.75 | 5.75 | N.A. | N.A. |
| (b) Individuals - i. Individual Shareholders Holding Nominal Share Capital Up To >Rs. 1 Lakh. | | 17311 | 4832917 | 4490540 | 13.30 | 13.30 | N.A. | N.A. |
| Individuals - ii. Individual Shareholders Holding Nominal Share Capital In Excess Of Rs. 1 Lakh | | 65 | 4010833 | 3983097 | 11.04 | 11.04 | N.A. | N.A. |
| (c) Qualified Foreign Investor | | 0 | 0 | 0 | 0.00 | 0.00 | N.A. | N.A. |
| (d) Any Other (Total) | | 106 | 272680 | 248301 | 0.75 | 0.75 | N.A. | N.A. |
| (d1) Clearing Member | | 11 | 8297 | 8297 | 0.02 | 0.02 | N.A. | N.A. |
| (d2) NRIs | | 95 | 264383 | 240004 | 0.73 | 0.73 | N.A. | N.A. |
| Sub-Total (B)(2) | | 17806 | 11204369 | 10763044 | 30.84 | 30.84 | N.A. | N.A. |
| Total Public Shareholding (B)= (B)(1)+(B)(2) | | 17835 | 13124714 | 12677497 | 36.12 | 36.12 | N.A. | N.A. |
| TOTAL (A)+(B) | | 17843 | 36332349 | 35885132 | 100.00 | 100.00 | 0 | 0.00 |
| (C) Shares held by Custodians and against which Depository Receipts have been issued | | 0 | 0 | 0 | N.A. | 0.00 | N.A. | N.A. |
| C1 Promoter and Promoter Group | | 0 | 0 | 0 | N.A. | 0.00 | N.A. | N.A. |
| C2 Public | | 0 | 0 | 0 | N.A. | 0.00 | N.A. | N.A. |
| GRAND TOTAL (A)+(B)+(C) | | 17843 | 36332349 | 35885132 | N.A. | 100.00 | 0 | 0.00 |

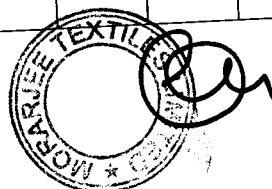
¹For determining public shareholding for the purpose of Clause 40A.

²For definitions of "Promoter" and "Promoter Group", refer to Clause 40A.

³For definitions of "Public Shareholding", refer to Clause 40A.

(1)(b) Statement showing Shareholding of persons belonging to the category "Promoter and Promoter Group"

| Sr. No. | Name of the shareholder | PAN of the Shareholder | Total Shares held | | Shares pledged or otherwise encumbered | | | Details of warrants | | Details of convertible securities | | Total shares (including underlying shares assuming full conversion of warrants and convertible securities) as a % of diluted share |
|---------|-------------------------|------------------------|-------------------|---------------------------------------|--|---|--|------------------------------|---|--|---|--|
| | | | Number | as a % of grand total (A) + (B) + (C) | Number | as a percentage (VII) = (VI) / (IV) * 100 | as a % of grand total (A) + (B) + (C) of sub-class (I)(a) (VIII) | Number of warrants held (XI) | As a % total number of warrants of the same class (X) | Number of convertible securities held (XI) | As a % total number of convertible securities of the same class (XII) | |
| (I) | (II) | (III) | (IV) | (V) | (VI) | (VII) | (VIII) | (IX) | (X) | (XI) | (XII) | |
| | | | | | | | | | | | | |




| | | | | | | | | | | | | capital (XIII) |
|---|---|------------|----------|-------|---|------|------|---|------|---|------|-------------------|
| 1 | URVI A PIRAMAL | AAJPP8861F | 49566 | 0.14 | 0 | 0.00 | 0.00 | 0 | 0 | 0 | 0 | 0.14 |
| 2 | HARSHVARDHAN ASHOK PIRAMAL | AAEPP7728A | 16522 | 0.05 | 0 | 0.00 | 0.00 | 0 | 0 | 0 | 0 | 0.05 |
| 3 | RAJEEV ASHOK PIRAMAL | AAEPP7727R | 16522 | 0.05 | 0 | 0.00 | 0.00 | 0 | 0 | 0 | 0 | 0.05 |
| 4 | NANDAN ASHOK PIRAMAL | AFWPP9313E | 16522 | 0.05 | 0 | 0.00 | 0.00 | 0 | 0 | 0 | 0 | 0.05 |
| 5 | JAYDEV MUKUND MODY | AFJPM7431F | 978 | 0.00 | 0 | 0.00 | 0.00 | 0 | 0 | 0 | 0 | 0.00 |
| 6 | KALPANA SINGHANIA | ABXPS4726R | 5419 | 0.01 | 0 | 0.00 | 0.00 | 0 | 0 | 0 | 0 | 0.01 |
| 7 | Ashok Piramal Group Textiles Trust through its trustee, Ms. Urvi A Piramal | AACTA4229M | 21590112 | 59.42 | 0 | 0.00 | 0.00 | 0 | 0 | 0 | 0 | 59.42 |
| 8 | Morarjee Goculdas Spinning & Weaving Co.Ltd.Senior Employes Stock Option Scheme through its trustees Ms Urvi A Piramal, Mr Mahesh | AABTM3068P | 1511994 | 4.16 | 0 | 0.00 | 0.00 | 0 | 0 | 0 | 0 | 4.16 |
| | TOTAL | | 23207635 | 63.88 | 0 | 0.00 | 0.00 | 0 | 0.00 | 0 | 0.00 | 63.88 |

D)(c) Statement showing Shareholding of persons belonging to the category "Public" and holding more than 1% of the total number of shares

| Sr. No. | Name of the shareholder | PAN of the Shareholder | Number of shares | Shares as a percentage of total number of shares (i.e., Grand Total (A)+(B)+(C) indicated in Statement at para (I)(a) above} | Details of warrants | | Details of convertible securities | | Total shares (including underlying shares assuming full conversion of warrants and convertible securities) as a % of diluted |
|---------|-------------------------------------|------------------------|------------------|--|-------------------------|---|---------------------------------------|--|--|
| | | | | | Number of warrants held | As a % total number of warrants of the same class | Number of convertible securities held | % w.r.t total number of convertible securities of the same class | |
| 1 | LIFE INSURANCE CORPORATION OF INDIA | AAACL0582H | 1644972 | 4.53 | 0 | 0 | 0 | 0 | 4.53 |
| 2 | Blossom Mercantil Pvt.Ltd | AADCB1825C | 617651 | 1.70 | 0 | 0 | 0 | 0 | 1.7 |
| 3 | Bharat Jayantilal Patel | AAAPP6652R | 1035607 | 2.85 | 0 | 0 | 0 | 0 | 2.85 |
| | TOTAL | | 3298230 | 9.08 | 0 | 0.00 | 0 | 0.00 | 9.08 |

D)(c) Statement showing Shareholding of persons belonging to the category "Public" and holding more than 5% of the total number of shares

| Sr. No. | Name of the shareholder | PAN of the Shareholder | Number of shares | Shares as a percentage of total number of shares (i.e., Grand Total (A)+(B)+(C) indicated in Statement at para (I)(a) | Details of warrants | | Details of convertible securities | | Total shares (including underlying shares assuming full conversion of warrants and convertible securities) as a % of diluted |
|---------|-------------------------|------------------------|------------------|---|-------------------------|---|---------------------------------------|--|--|
| | | | | | Number of warrants held | As a % total number of warrants of the same class | Number of convertible securities held | % w.r.t total number of convertible securities of the same class | |



| | | | | | | | | | |
|---|-------|--|---|--------|---|------|---|------|------|
| | | | | above} | | | | | |
| 1 | 0 | | 0 | 0.00 | 0 | 0.00 | 0 | 0.00 | 0.00 |
| | TOTAL | | 0 | 0.00 | 0 | 0.00 | 0 | 0.00 | 0.00 |

(I)(d) Statement showing details of locked-in shares

| Sr. No. | Name of the shareholder | PAN of the Shareholder | Number of locked-in shares | Locked-in shares as a percentage of total number of shares {i.e., Grand Total (A)+(B)+(C) indicated in Statement at para (I)(a) above} |
|---------|-------------------------|------------------------|----------------------------|--|
| 1 | Nil | | 0 | 0.00 |
| | TOTAL | | 0 | 0.00 |

(II)(a) Statement showing details of Depository Receipts (DRs)

| Sr. No. | Type of outstanding DR (ADRs, GDRs, SDRs, etc.) | Number of outstanding DRs | Number of shares underlying outstanding DRs | Shares underlying outstanding DRs as a percentage of total number of shares {i.e., Grand Total (A)+(B)+(C) indicated in Statement at para (I)(a) above} |
|---------|---|---------------------------|---|---|
| | TOTAL | 0 | 0 | 0.00 |

(II)(b) Statement showing holding of Depository Receipts (DRs), where underlying shares held by 'promoter/promoter group' are in excess of 1% of the total number of shares

| Sr. No. | Name of the DR Holder | Type of outstanding DR (ADRs, GDRs, SDRs, etc.) | Number of shares underlying outstanding DRs | Shares underlying outstanding DRs as a percentage of total number of shares {i.e., Grand Total (A)+(B)+(C) indicated in Statement at para (I)(a) above} |
|---------|-----------------------|---|---|---|
| | | TOTAL | 0 | 0.00 |

(III) (a) Statement showing the voting pattern of shareholders, if more than one class of shares/securities is issued by the issuer.

| Sr. no. | Category of shareholder | Number of Voting Rights held in each class of securities | | | Total Voting Rights (III+IV+V) | Total Voting Rights i.e. (VI) | |
|---------|---|--|--------------|-------------|--------------------------------|--------------------------------|-----------------------------------|
| | | Class X (III) | Class Y (IV) | Class Z (V) | | As a percentage of (A+B) (VII) | As a percentage of (A+B+C) (VIII) |
| (A) | Promoter and Promoter Group² | | | | | | |
| (1) | Indian | | | | | | |
| (a) | Individuals/Hindu Undivided Family | 0 | 0 | 0 | 0 | 0.00 | 0.00 |
| (b) | Central Government/State Government(s) | 0 | 0 | 0 | 0 | 0.00 | 0.00 |
| (c) | Bodies Corporate | 0 | 0 | 0 | 0 | 0.00 | 0.00 |
| (d) | Financial Institutions/Banks | 0 | 0 | 0 | 0 | 0.00 | 0.00 |
| (e) | Any Other (Total) | 0 | 0 | 0 | 0 | 0.00 | 0.00 |
| | Sub-Total (A)(1) | 0 | 0 | 0 | 0 | 0.00 | 0.00 |
| (2) | Foreign | | | | | | |
| (a) | Individuals (Non-Resident Individuals/Foreign Individuals) | 0 | 0 | 0 | 0 | 0.00 | 0.00 |
| (b) | Bodies Corporate | 0 | 0 | 0 | 0 | 0.00 | 0.00 |
| (c) | Institutions | 0 | 0 | 0 | 0 | 0.00 | 0.00 |
| (d) | Qualified Foreign Investor | 0 | 0 | 0 | 0 | 0.00 | 0.00 |
| (e) | Any Other (Total) | 0 | 0 | 0 | 0 | 0.00 | 0.00 |
| | Sub-Total (A)(2) | 0 | 0 | 0 | 0 | 0.00 | 0.00 |
| | Total Shareholding of Promoter and Promoter Group (A)= (A)(1)+(A)(2) | 0 | 0 | 0 | 0 | 0.00 | 0.00 |
| (B) | Public shareholding | | | | | | |
| (1) | Institutions | | | | | | |
| (a) | Mutual Funds/UTI | 0 | 0 | 0 | 0 | 0.00 | 0.00 |
| (b) | Financial Institutions/Banks | 0 | 0 | 0 | 0 | 0.00 | 0.00 |
| (c) | Central Government/State Government(s) | 0 | 0 | 0 | 0 | 0.00 | 0.00 |
| (d) | Venture Capital Funds | 0 | 0 | 0 | 0 | 0.00 | 0.00 |
| (e) | Insurance Companies | 0 | 0 | 0 | 0 | 0.00 | 0.00 |
| (f) | Foreign Institutional Investors | 0 | 0 | 0 | 0 | 0.00 | 0.00 |



| | | | | | | | |
|------------|---|---|---|---|---|------|------|
| (g) | Foreign Venture Capital Investors | 0 | 0 | 0 | 0 | 0.00 | 0.00 |
| (h) | Qualified Foreign Investor | 0 | 0 | 0 | 0 | 0.00 | 0.00 |
| (h) | Any Other (Total) | 0 | 0 | 0 | 0 | 0.00 | 0.00 |
| | Sub-Total (B)(1) | 0 | 0 | 0 | 0 | 0.00 | 0.00 |
| (2) | Non-institutions | | | | | | |
| (a) | Bodies Corporate | 0 | 0 | 0 | 0 | 0.00 | 0.00 |
| (b) | Individuals - i. Individual Shareholders Holding Nominal Share Capital Up To >Rs. 1 Lakh. | 0 | 0 | 0 | 0 | 0.00 | 0.00 |
| | Individuals - ii. Individual Shareholders Holding Nominal Share Capital In Excess Of Rs. 1 Lakh | 0 | 0 | 0 | 0 | 0.00 | 0.00 |
| (c) | Qualified Foreign Investor | 0 | 0 | 0 | 0 | 0.00 | 0.00 |
| (d) | Any Other (Total) | 0 | 0 | 0 | 0 | 0.00 | 0.00 |
| | Sub-Total (B)(2) | 0 | 0 | 0 | 0 | 0.00 | 0.00 |
| | Total Public Shareholding (B)= (B)(1)+(B)(2) | 0 | 0 | 0 | 0 | 0.00 | 0.00 |
| | TOTAL (A)+(B) | 0 | 0 | 0 | 0 | 0.00 | 0.00 |
| (C) | Shares held by Custodians and against which Depository Receipts have been issued | 0 | 0 | 0 | 0 | 0.00 | 0.00 |
| C1 | Promoter and Promoter Group | 0 | 0 | 0 | 0 | 0 | 0 |
| C2 | Public | 0 | 0 | 0 | 0 | 0 | 0 |
| | GRAND TOTAL (A)+(B)+(C) | 0 | 0 | 0 | 0 | 0.00 | 0.00 |

